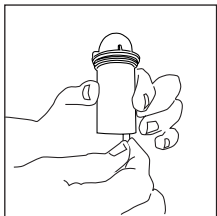




Procedure for checking MOB LED light unit



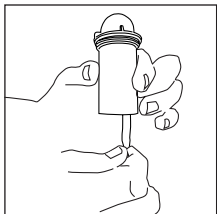
To check LED light function, grip the transit pin and pull firmly downwards to remove



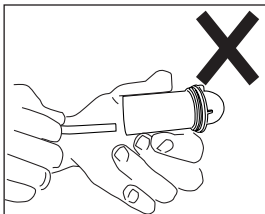
It is important to hold the unit **vertically**



Once the transit pin has been removed the LED light unit should illuminate



When replacing the pin it is **essential** that the light unit is kept **vertical**



The unit must not be angled or horizontal when re-inserting the transit pin. Incorrect re-insertion procedure may cause the LED light to illuminate during transit, draining the battery

**The transit pin must be removed
when the MOB unit is installed.**