



## SHIPDOOR "PK-ALH"

Light single-leaf external hinged door, type "PK-ALH".

Double walled aluminium door, 3- or...

[Read More](#)

**Categories:** [Marine Doors](#), [Marine Equipment](#), [Ship Doors](#)



## SHIPDOOR "PK-WTH"

Spray weathertight single-leaf hinged door, type "PK-WTH".

Double walled weathertight steel...

[Read More](#)

**Categories:** [Marine Doors](#), [Marine Equipment](#), [Ship Doors](#)




## SHIPDOOR C-CLASS "PK-C"

Einflügelige H-120 Klapptür, Typ "LMD-H120",  
Zertifikat ABS.

Tür komplett mit...

[Read More](#)

**Categories:** [Marine Doors](#), [Marine Equipment](#), [Ship Doors](#)




## SHIPDOOR "PK-AWS"

Weather-tight wheelhouse sliding door, type "PK-AWS".

Double walled aluminium door, frame with...

[Read More](#)

**Categories:** [Marine Doors](#), [Marine Equipment](#), [Ship Doors](#)



## SHIPDOOR "PK-WTS"

Weathertight wheelhouse sliding door, type "PK-WTS".

Double walled steel door, frame with...

[Read More](#)

**Categories:** [Marine Doors](#), [Marine Equipment](#), [Ship Doors](#)



## SHIPDOOR "PK-LIH"

Light single-leaf internal hinged door, type "PK-LIH".

Double walled steel door, 3- or...

[Read More](#)

**Categories:** [Marine Doors](#), [Marine Equipment](#), [Ship Doors](#)



## SHIPDOOR H-120 "LMD-H120"

Easy H-120 folding door, type "LMD-H120",  
Certificate ABS.

Door complete with triple lock...

[Read More](#)

**Categories:** [A60 Fire Doors](#), [Marine Doors](#), [Marine Equipment](#)



## SHIPDOOR B-30 "B30 CODO / LMD-CODO"

B-30 single-leaf hinged fire-door, type "B30 CODO / LMD CODO",  
GL-EC-Certificate 47728-03 Lux,...

[Read More](#)

**Categories:** [A60 Fire Doors](#), [Marine Doors](#), [Marine Equipment](#)



## SHIPDOOR A-30 "LMD-H1-W"

A-30 single-leaf hinged fire-door, type "LMD-H1-W",  
GL-EC-Certificate 26557-05 Lux, ABS,...

[Read More](#)

**Categories:** [A60 Fire Doors](#), [Marine Doors](#), [Marine Equipment](#)



Product Image  
Coming Soon

## A30 POKI-L / LMD-A30-POKI-L

A-30 single-leaf hinged fire-door, type "A30 Poki-L / LMD-A30-Poki-L",  
GL-EC-Certificate...

[Read More](#)

**Categories:** [A60 Fire Doors](#), [Marine Doors](#), [Marine Equipment](#)



## SHIPDOOR A-60 "LMD-VSF 2"

A-60 double-leaf vertical sliding fire-door, type "LMD-VSF 2",  
GL-EC-Certificate 42 493-02 Lux,...

[Read More](#)

**Categories:** [A60 Fire Doors](#), [Marine Doors](#), [Marine Equipment](#)



## SHIPDOOR A-60 "A60-2 POKI DR / LMD-HD-R"

A-60 double-leaf hinged fire-door, type "A60-2 Poki DR / LMD-HD-R",  
GL-EL-Certificate 50664-03...

[Read More](#)

**Categories:** [A60 Fire Doors](#), [Marine Doors](#), [Marine Equipment](#)



## SHIPDOOR A-60 "LMD-HD-NR"

A-60 double-leaf hinged fire-door, not rebated type "LMD-HD-NR",  
GL-EC-Certificate 47033-03...

[Read More](#)

**Categories:** [A60 Fire Doors](#), [Marine Doors](#), [Marine Equipment](#)



## SHIPDOOR A-60 "LMD-HS-NR"

A-60 single-leaf hinged fire-door, not rebated type "LMD-HS-NR",  
GL-EC-Certificate 46015-03...

[Read More](#)

**Categories:** [A60 Fire Doors](#), [Marine Doors](#), [Marine Equipment](#)



## SHIPDOOR A-60 "LMD-SL-S"

A-60 single-leaf sliding fire-door, type "A60 LMD-SL-S",  
GL-EC-Certificate 50665-03 Lux, ABS,...

[Read More](#)

**Categories:** [A60 Fire Doors](#), [Marine Doors](#), [Marine Equipment](#)



## SHIPDOOR A-60 "A60 POKI SR / LMD-HS-R"

A-60 single-leaf hinged fire-door, type "A60 Poki SR / LMD-HS-R",  
Certificate USCG.

Door...

[Read More](#)

**Categories:** [A60 Fire Doors](#), [Marine Doors](#), [Marine Equipment](#)



## SHIPDOOR A-60 "PK-AH 2000L"

Shipdoor A-60 "PK-AH 2000"

A-60 single-leaf hinged fire-door, type "PK-AH..."

[Read More](#)

**Categories:** [A60 Fire Doors](#), [Marine Doors](#), [Marine Equipment](#)



## SHIPDOOR A-60 "PK-AH 2000"

A-60 single-leaf hinged fire-door, type "PK-AH 2000",  
EC-Certificate SBG-110.058, ABS, GL, RRS,...

[Read More](#)

**Categories:** [A60 Fire Doors](#), [Marine Doors](#), [Marine Equipment](#)



## SHIPDOOR A-60 "LMD-H1-L"

A-60 single-leaf hinged fire-door, type "LMD-H1-L",  
GL-EC-Certificate 32849-06 Lux, ABS, RRS,...

[Read More](#)

**Categories:** [A60 Fire Doors](#), [Marine Doors](#), [Marine Equipment](#)



## A60 POKI / LMD-H1 / LMD-H1-G

A-60 single-leaf hinged fire-door, type "A60 Poki / LMD-H1 / LMD-H1-G",  
GL-EC-Certificate...

[Read More](#)

**Categories:** [A60 Fire Doors](#), [Marine Doors](#), [Marine Equipment](#)



## GRP LABORATORY DOORS

Guaranteed and certified gas-tightness  
Toggles made of stainless steel AISI 316,...

[Read More](#)

**Categories:** [GRP DOORS](#), [Marine Doors](#), [Marine Equipment](#)



## GRP WHEELHOUSE SLIDING DOORS

Each size available on request  
Weight approx. 160 kg incl. frame  
Surrounded steel...

[Read More](#)

**Categories:** [GRP DOORS](#), [Marine Doors](#), [Marine Equipment](#)



## NAVY DOORS AND HATCHES WITH EMV SHIELD

EMV shield based on a carbon layer  
Safety device for shock resistance  
Ballistic...

[Read More](#)

**Categories:** [GRP DOORS](#), [Marine Doors](#), [Marine Equipment](#)



## SPRAYWATERTIGHT DOUBLE DOORS

Low weight, only a third of a steel door  
All advantages like our single doors  
Spray...

[Read More](#)

**Categories:** [GRP DOORS](#), [Marine Doors](#), [Marine Equipment](#)



## HEAVY WEATHERTIGHT SHIP OUTSIDE DOORS AND HATCHES

Toggles made of stainless steel AISI 316, polished  
Maintenance-free hinges with self...

[Read More](#)

**Categories:** [GRP DOORS](#), [Marine Doors](#), [Marine Equipment](#)



## SHIPDOOR "PK-ALH"

Light single-leaf external hinged door, type "PK-ALH".

Double walled aluminium door, 3- or...

[Read More](#)

**Categories:** [Marine Doors](#), [Marine Equipment](#), [Ship Doors](#)



## SHIPDOOR "PK-WTH"

Spray weathertight single-leaf hinged door, type "PK-WTH".

Double walled weathertight steel...

[Read More](#)

**Categories:** [Marine Doors](#), [Marine Equipment](#), [Ship Doors](#)



## SHIPDOOR C-CLASS "PK-C"


Einflügelige H-120 Klapptür, Typ "LMD-H120",  
Zertifikat ABS.

Tür komplett mit...

[Read More](#)

**Categories:** [Marine Doors](#), [Marine Equipment](#), [Ship Doors](#)





## SHIPDOOR "PK-AWS"

Weathertight wheelhouse sliding door, type "PK-AWS".

Double walled aluminium door, frame with...

[Read More](#)

**Categories:** [Marine Doors](#), [Marine Equipment](#), [Ship Doors](#)



## SHIPDOOR "PK-WTS"

Weathertight wheelhouse sliding door, type "PK-WTS".

Double walled steel door, frame with...

[Read More](#)

**Categories:** [Marine Doors](#), [Marine Equipment](#), [Ship Doors](#)



## SHIPDOOR "PK-LIH"

Light single-leaf internal hinged door, type "PK-LIH".

Double walled steel door, 3- or...

[Read More](#)

**Categories:** [Marine Doors](#), [Marine Equipment](#), [Ship Doors](#)



## SHIPDOOR H-120 "LMD-H120"

Easy H-120 folding door, type "LMD-H120",  
Certificate ABS.

Door complete with triple lock...

[Read More](#)

**Categories:** [A60 Fire Doors](#), [Marine Doors](#), [Marine Equipment](#)



## SHIPDOOR B-30 "B30 CODO / LMD-CODO"

B-30 single-leaf hinged fire-door, type "B30 CODO / LMD CODO",  
GL-EC-Certificate 47728-03 Lux,...

[Read More](#)

**Categories:** [A60 Fire Doors](#), [Marine Doors](#), [Marine Equipment](#)



## SHIPDOOR A-30 "LMD-H1-W"

A-30 single-leaf hinged fire-door, type "LMD-H1-W",  
GL-EC-Certificate 26557-05 Lux, ABS,...

[Read More](#)

**Categories:** [A60 Fire Doors](#), [Marine Doors](#), [Marine Equipment](#)



Product Image  
Coming Soon

## A30 POKI-L / LMD-A30-POKI-L

A-30 single-leaf hinged fire-door, type "A30 Poki-L / LMD-A30-Poki-L",  
GL-EC-Certificate...

[Read More](#)

**Categories:** [A60 Fire Doors](#), [Marine Doors](#), [Marine Equipment](#)



## SHIPDOOR A-60 "LMD-VSF 2"

A-60 double-leaf vertical sliding fire-door, type "LMD-VSF 2",  
GL-EC-Certificate 42 493-02 Lux,...

[Read More](#)

**Categories:** [A60 Fire Doors](#), [Marine Doors](#), [Marine Equipment](#)



## SHIPDOOR A-60 "A60-2 POKI DR / LMD-HD-R"

A-60 double-leaf hinged fire-door, type "A60-2 Poki DR / LMD-HD-R",  
GL-EL-Certificate 50664-03...

[Read More](#)

**Categories:** [A60 Fire Doors](#), [Marine Doors](#), [Marine Equipment](#)



## SHIPDOOR A-60 "LMD-HD-NR"

A-60 double-leaf hinged fire-door, not rebated type "LMD-HD-NR",  
GL-EC-Certificate 47033-03...

[Read More](#)

**Categories:** [A60 Fire Doors](#), [Marine Doors](#), [Marine Equipment](#)



## SHIPDOOR A-60 "LMD-HS-NR"

A-60 single-leaf hinged fire-door, not rebated type "LMD-HS-NR",  
GL-EC-Certificate 46015-03...

[Read More](#)

**Categories:** [A60 Fire Doors](#), [Marine Doors](#), [Marine Equipment](#)



## SHIPDOOR A-60 "LMD-SL-S"

A-60 single-leaf sliding fire-door, type "A60 LMD-SL-S",  
GL-EC-Certificate 50665-03 Lux, ABS,...

[Read More](#)

**Categories:** [A60 Fire Doors](#), [Marine Doors](#), [Marine Equipment](#)



## SHIPDOOR A-60 "A60 POKI SR / LMD-HS-R"

A-60 single-leaf hinged fire-door, type "A60 Poki SR / LMD-HS-R",  
Certificate USCG.

Door...

[Read More](#)

**Categories:** [A60 Fire Doors](#), [Marine Doors](#), [Marine Equipment](#)



## SHIPDOOR A-60 "PK-AH 2000L"

Shipdoor A-60 "PK-AH 2000"

A-60 single-leaf hinged fire-door, type "PK-AH..."

[Read More](#)

**Categories:** [A60 Fire Doors](#), [Marine Doors](#), [Marine Equipment](#)



## SHIPDOOR A-60 "PK-AH 2000"

A-60 single-leaf hinged fire-door, type "PK-AH 2000",  
EC-Certificate SBG-110.058, ABS, GL, RRS,...

[Read More](#)

**Categories:** [A60 Fire Doors](#), [Marine Doors](#), [Marine Equipment](#)



## SHIPDOOR A-60 "LMD-H1-L"

A-60 single-leaf hinged fire-door, type "LMD-H1-L",  
GL-EC-Certificate 32849-06 Lux, ABS, RRS,...

[Read More](#)

**Categories:** [A60 Fire Doors](#), [Marine Doors](#), [Marine Equipment](#)



## A60 POKI / LMD-H1 / LMD-H1-G

A-60 single-leaf hinged fire-door, type "A60 Poki / LMD-H1 / LMD-H1-G",  
GL-EC-Certificate...

[Read More](#)

**Categories:** [A60 Fire Doors](#), [Marine Doors](#), [Marine Equipment](#)



## GRP LABORATORY DOORS

Guaranteed and certified gas-tightness  
Toggles made of stainless steel AISI 316,...

[Read More](#)

**Categories:** [GRP DOORS](#), [Marine Doors](#), [Marine Equipment](#)



## GRP WHEELHOUSE SLIDING DOORS

Each size available on request  
Weight approx. 160 kg incl. frame  
Surrounded steel...

[Read More](#)

**Categories:** [GRP DOORS](#), [Marine Doors](#), [Marine Equipment](#)



## NAVY DOORS AND HATCHES WITH EMV SHIELD

EMV shield based on a carbon layer  
Safety device for shock resistance  
Ballistic...

[Read More](#)

**Categories:** [GRP DOORS](#), [Marine Doors](#), [Marine Equipment](#)



## SPRAYWATERTIGHT DOUBLE DOORS

Low weight, only a third of a steel door  
All advantages like our single doors  
Spray...

[Read More](#)

**Categories:** [GRP DOORS](#), [Marine Doors](#), [Marine Equipment](#)



## HEAVY WEATHERTIGHT SHIP OUTSIDE DOORS AND HATCHES

Toggles made of stainless steel AISI 316, polished  
Maintenance-free hinges with self...

[Read More](#)

**Categories:** [GRP DOORS](#), [Marine Doors](#), [Marine Equipment](#)